

WESTERN AUSTRALIAN

1893

6d PURPLE SWAN

WATERMARK Crown CA (sideways right)

TYPO De La Rue

SG 100



VARIETIES, VARIATIONS, FLAWS AND ANOMALIES.

WESTERN AUSTRALIA 1893

6d PURPLE SWAN
WATERMARK Crown CA (sideways)
TYPO De La Rue
SG 100

ERRORS, FLAWS, VARIETIES AND ANOMALIES

Relatively little research has been done on flaws and varieties on Western Australian stamps.

Some examination of the 1d Carmine (rose, red, pink) of watermark V over Crown and Crown over A has been undertaken with the pioneering work of J.R.W. Purves together with P.C. Pearson in 'Philately from Australia' in December 1971 in which he identified some anomalies in these issues.

These were substantially increased by Murray Sherry and detailed in the 'Black Swan' (Journal of the Western Australian Study group) Vol 8 No 2 June 1994.

Flaws, errors, variations and anomalies can arise for a variety of reasons and can be divided into 3 main categories

PLATE FLAWS These are consistent and repeated examples arising from some deformation on the printing plate of which more than one example has been identified.

* including plate wear, cracks or scratches.

* Variations between stamps on the plate caused during the application transfer roller

These are identified by being printed in **BOLD TYPE**

GROUP TWO consist of those which appear to be permanent malformations of the plate but have yet to be confirmed by 2 or more examples
These are identified by being in normal type.

TRANSIENT OR ONE OFF FLAWS

These include anomalies caused by dust or dirt on the plate, paper or in the ink or by paper movement during printing.

Some of these can be quite spectacular but are only temporary even if they are occasionally repeated

These anomalies are printed in *italics*

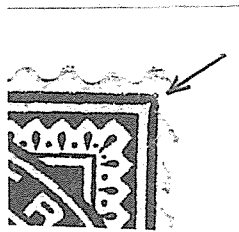
From a relatively small quantity of these stamps I have identified the following varieties, variations and flaws.

These varieties are listed according to the position on the stamp for easier identification.

OUTSIDE FRAME LINE
 DOUBLE CIRCULAR INNER FRAME LINES
 CORNER ORNAMENTS
 THE "SWAN"
 BACKGROUND SHADING
 "WESTERN AUSTRALIA" AND FRAME LINES
 "SIX PENCE" AND FRAME LINES

Sometimes it is difficult to distinguish between Plate Flaws and Printing Variations however further investigation may aid such identification.

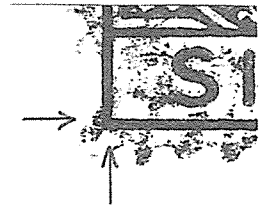
OUTSIDE FRAME LINE
Clockwise



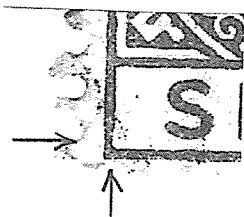
1) NICK OUT OF INSIDE OF
 OUTER FRAME LINE
 AT NE CORNER



2) NICK OUT OF INSIDE
 OF OUTER FRAME LINE
 AT SE CORNER



3) Inside SW corner
 thinned



4) Thinning of left vertical
 frame line just above
 SW corner

DOUBLE CIRCULAR INNER FRAME LINES

Clockwise

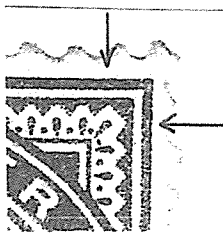


1) SE corner ornament protrudes upwards into outside oval




2) THINNING OF OUTSIDE OVAL FRAME LINE AT BOTTOM LEFT WHERE IT MEETS THE VALUE FRAME LINE, ABOVE AND SLIGHTLY LEFT OF TOP OF 'I' OF SIX

CORNER ORNAMENTS



1) In top right hand design, the corner 'blob' is squared at the top

THE "SWAN"



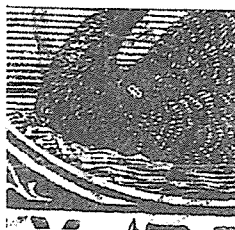
1) *Big eyed swan*



2) *The 'Blind' swan*




3) 'Drip' on the end of the Swans beak



4) White flaw on body of Swan below lower curve of neck,

BACKGROUND SHADING




- 1) TOP SHADING LINE BELOW 'N' OF WESTERN BENDS DOWN AND TOUCHES THE 2ND LINE WHICH IS ENLARGED AT LEFT


"WESTERN AUSTRALIA" AND FRAME LINES



- 1) White dot under 'A' of Australia



- 2) Upright of 'R' of Australia deformed




- 3) BASE OF UPRIGHT OF "R" OF AUSTRALIA IS CUT OFF AT AN ANGLE AT THE BASE

"SIX PENCE" AND FRAME LINES

From left to right




- 1) TOP OF LEFT LEG OF SIX POINTS UPWARD



- 2) Base of left leg of 'X' of Six is pointed



- 3) TOP OF RIGHT ARM OF SIX IS SHORTENED, NOT LEVEL WITH TOP OF LEFT ARM



- 4) Distorted middle of first 'E' of Pence



- 5) Bump on middle arm of last 'E' of Pence



- 6) Middle arm of last 'E' of Pence is shaved off, pointed not square




7) DISTORTED LOWER ARM OF LAST 'E' OF PENCE




8) Frame line thinned in NE corner



9) Words low in frame



10) Words high in frame



11) LINE ACROSS TOP OF LETTERS OF 'SIX PENCE'