

**WESTERN AUSTRALIA
1890
4d CHESTNUT SWAN**

**WATERMARK CROWN CA (sideways)
TYPO DE LA RUE
SG98**



ERRORS, FLAWS, VARIETIES AND ANOMALIES

WESTERN AUSTRALIA
1890
4d CHESTNUT SWAN
WATERMARK Crown CA (sideways)
TYPO De La Rue
SG 98

ERRORS, FLAWS, VARIETIES AND ANOMALIES

Relatively little research has been done on flaws and varieties on Western Australian stamps.

Some examination of the 1d Carmine (rose, red, pink) of watermark V over Crown and Crown over A has been undertaken with the pioneering work of J.R.W. Purves together with P.C. Pearson in 'Philately from Australia' in December 1971 in which he identified some anomalies in these issues.

These were substantially increased by Murray Sherry and detailed in the 'Black Swan' (Journal of the Western Australian Study group) Vol 8 No 2 June 1994.

Here then is a start to identifying varieties, variations, flaws and anomalies in the 1890 4 pence Chestnut Swan issue, Crown CA watermark, printed in Typo by De La Rue.

Flaws, errors, variations and anomalies can arise for a variety of reasons and can be divided into 3 main categories

PLATE FLAWS These are consistent and repeated examples arising from some deformation on the printing plate of which more than one example has been identified.

* including plate wear, cracks or scratches.

* Variations between stamps on the plate caused during the application transfer roller

These are identified by being printed in **BOLD TYPE**

GROUP TWO consist of those which appear to be permanent malformations of the plate but have yet to be confirmed by 2 or more examples
These are identified by being in normal type.

TRANSIENT OR ONE OFF FLAWS

These include anomalies caused by dust or dirt on the plate, paper or in the ink or by paper movement during printing.

Some of these can be quite spectacular but are only temporary even if they are occasionally repeated

These anomalies are printed in *italics*

These varieties are listed according to the position on the stamp for easier identification.

OUTER FRAME LINE

DOUBLE CIRCULAR INNER FRAME LINES

CORNER ORNAMENTS


THE "SWAN"

"WESTERN AUSTRALIA" AND FRAME LINES


"FOUR PENCE" AND FRAME LINES

Sometimes it is difficult to distinguish between Plate Flaws and Printing Variations however further investigation may aid such identification.


OUTSIDE FRAME LINE
(clockwise from top left)



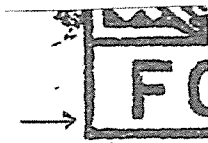
1) Disturbance in outer frame line in extreme NW corner




2) BITE OUT OF INSIDE OF OUTER FRAME LINE AT NE CORNER




3) CUT INTO INSIDE OUTER FRAME LINE AT SE CORNER



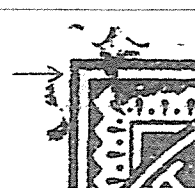
4) Inside left upright thinned at SW corner



5) Nick on inside of left frame line level with 'E' of Western



6) Left frame line thinned on inside where outer circular line joins



7) Left outer frame line at top thinned from both sides

DOUBLE CIRCULAR INNER FRAME LINE



1) Fine break in inner circular frame line below "ST" of Australia

CORNER ORNAMENTS

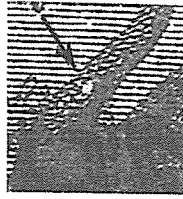


1) NW corner, lowest triangle joined to frame line


THE "SWAN"



1) Pimple on end of swans beak



2) *White flaw in middle of swans neck $\frac{3}{4}$ down*




3) *Small white flaw just below inside curve of swans neck.*

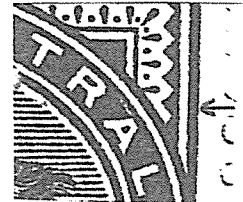
"WESTERN AUSTRALIA" AND FRAME LINES (From left to right)




1) Base of upright of "R" of Western shaved off on an angle



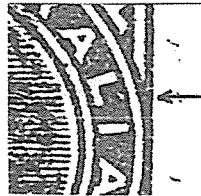
2) Base of upright of 'R' of Australia shaved off at an angle



3) *Scratches (white lines) above second "A" of Australia*




4) "L" of Australia linked to inner frame line




5) *White dot above and to the right of "L" of Australia*


"FOUR PENCE" AND FRAME LINES (From left to right)




1) Crooked upright of 'F' of Four




2) Flaw in right upright of "U" of Four and Spur in lower curve.




3) **CONCAVE TOP OF 'R' OF FOUR**




4) Hole in "R" of Four not round



5) LOOP OF "R" OF FOUR STRAIGHT BACKED



6) Curved right leg of 'R' of Four



7) White flaw on lower part of loop of "P" of Pence



8) Top bar of last "E" of Pence and "F" of Four enlarged




9) Nick out of top of 'C' of Pence



10) Distorted lower arm of last "E" of Pence




11) Top and bottom bars of last "E" of Pence deformed



12) The ends of the Top and bottom bars of last "E" of Pence cut off on an angle - not square



13) "FOUR PENCE" very low in value tablet



14) "FOUR PENCE" very high in value tablet